

Atmiya University

Feedback Analysis Report

AY 2020-2021

Sr. No.	Stakeholders	Page No.
1.	Students	2-6
2.	Teachers & Academic Peers	7
3.	Alumni	8
4.	Employers	9
5.	Parents	10



Feedback analysis report

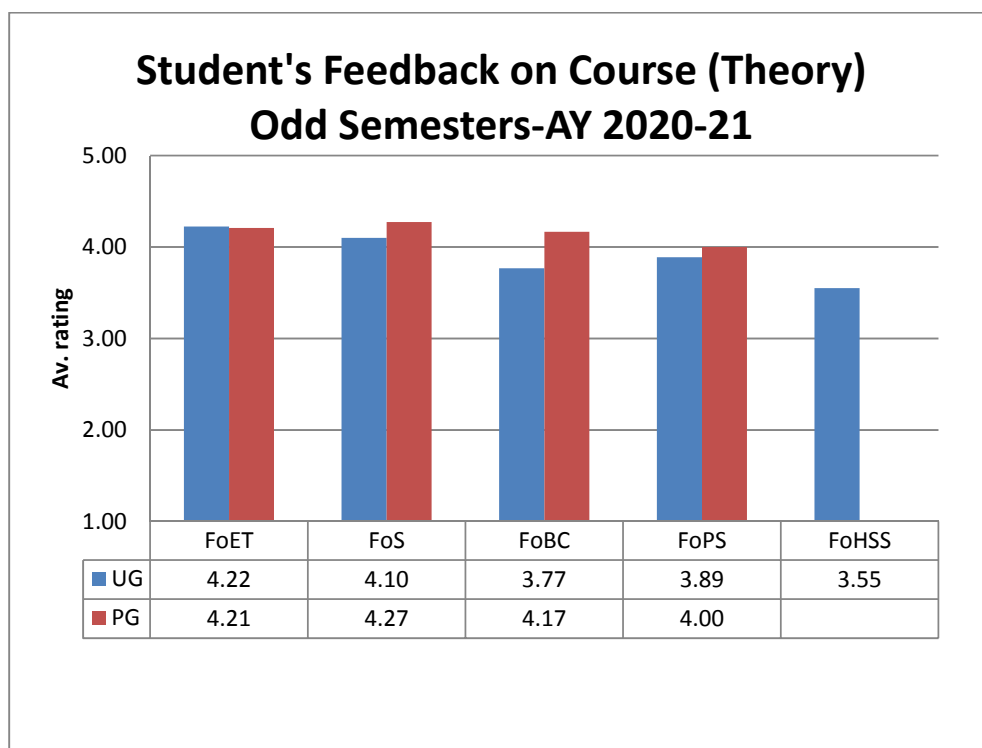
- In AY 2020-21, the University collects feedback from students on faculty members, theory and practical courses and Infrastructure, Procedural Discipline & Support Activities.
- University also collects feedback on Program Curriculum, Assessment & Evaluation on and Parents feedbacks from final semester students.
- University also collects feedback on Program Curriculum from Alumni, Employers and Academic peers (Teachers).
- Due to COVID-19, faculty wise average student's participation in feedback process is fair.

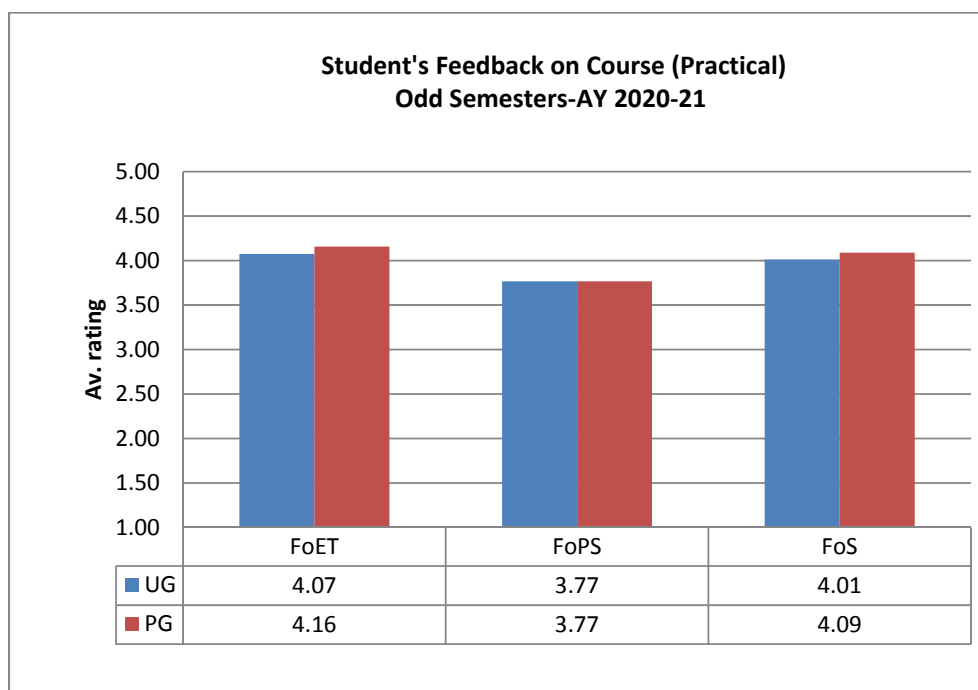
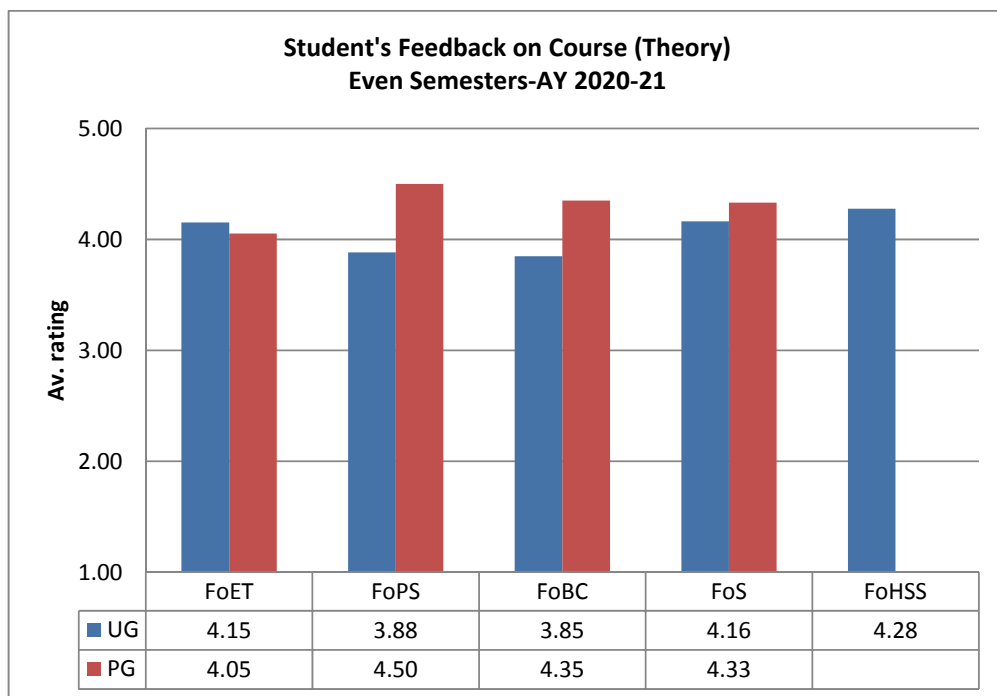
(1) Stakeholder: Student

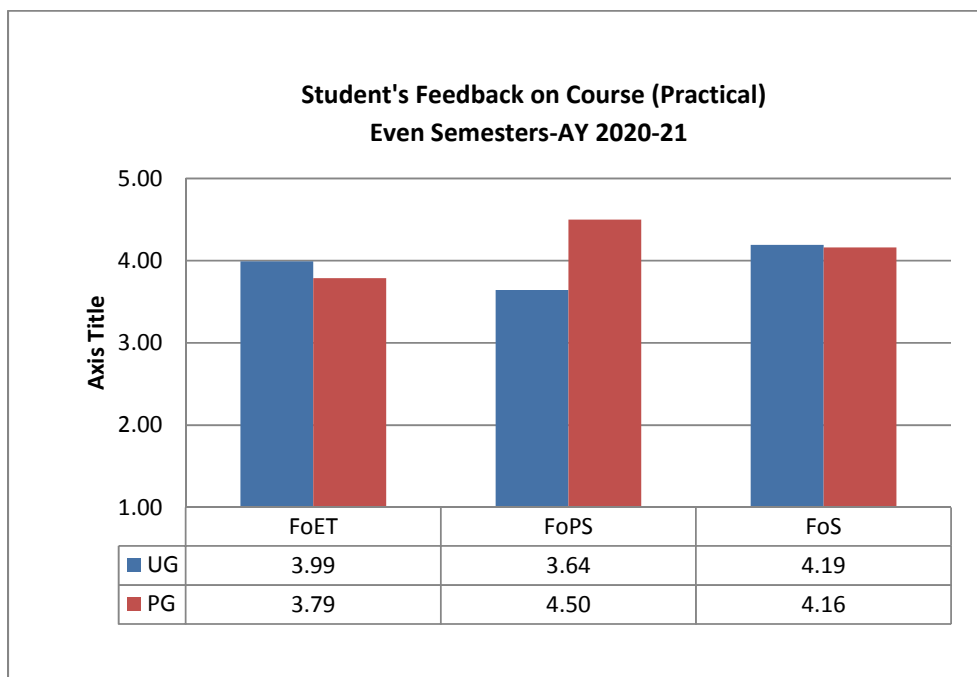
Analysis of Students Feedback for Academic Year 2020-2021

1. Faculty-wise Students Feedback on Courses (UG & PG)

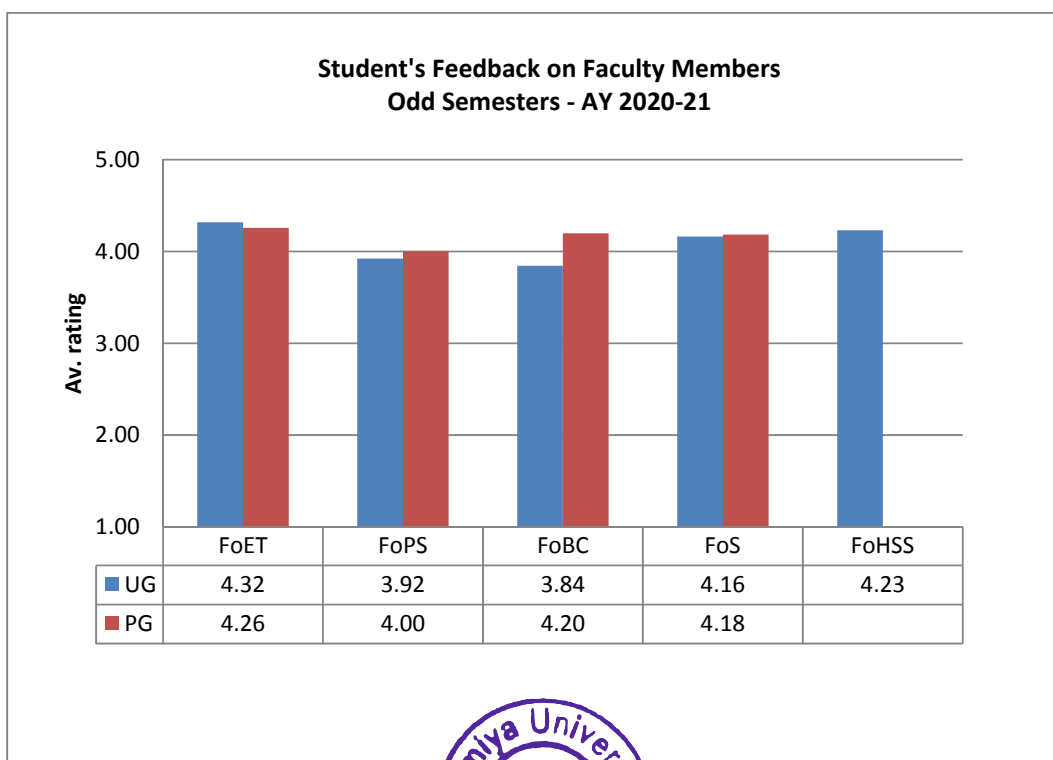
This includes feedback on theory courses and practical courses across all semester both in UG and PG. Average student participation in UG was 52.89% and in PG was 76.15%.

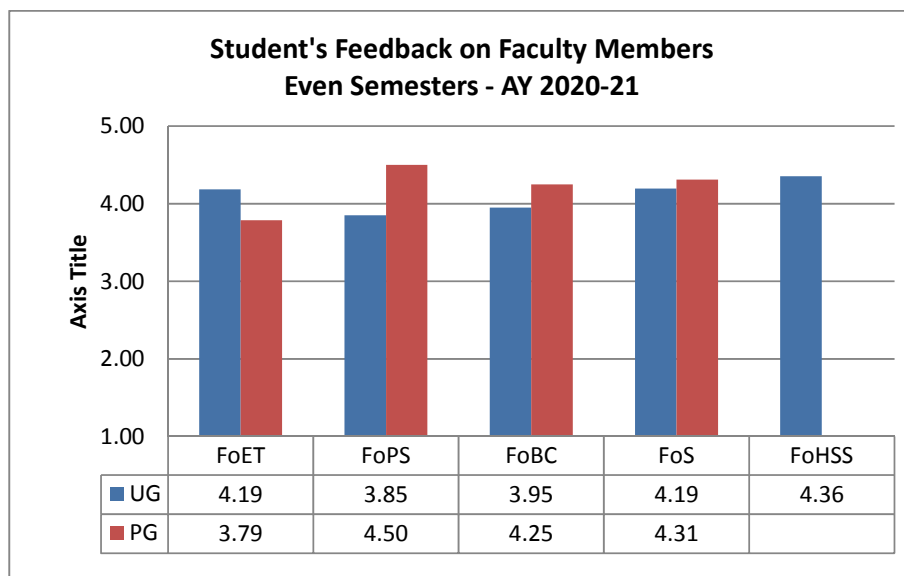






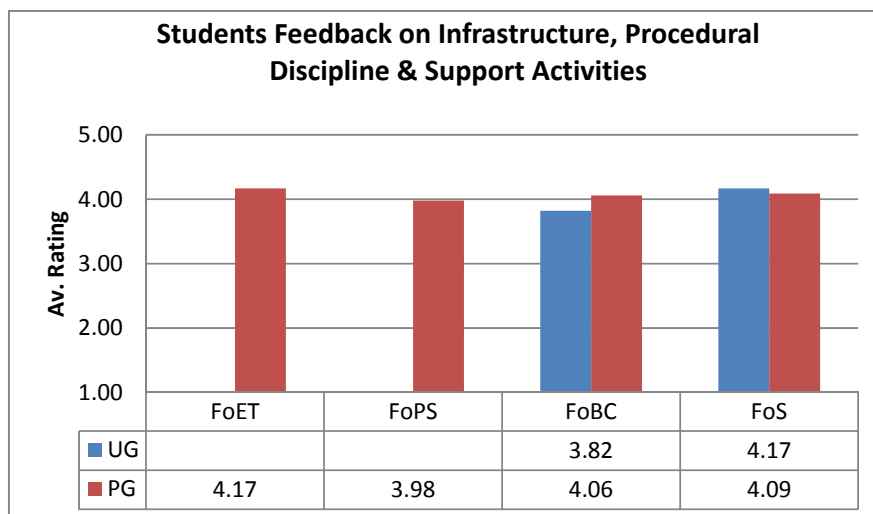
2. Faculty-wise Students Feedback on Faculty Members (UG & PG)
Average student participation in UG was 52.89% and in PG was 76.15%.





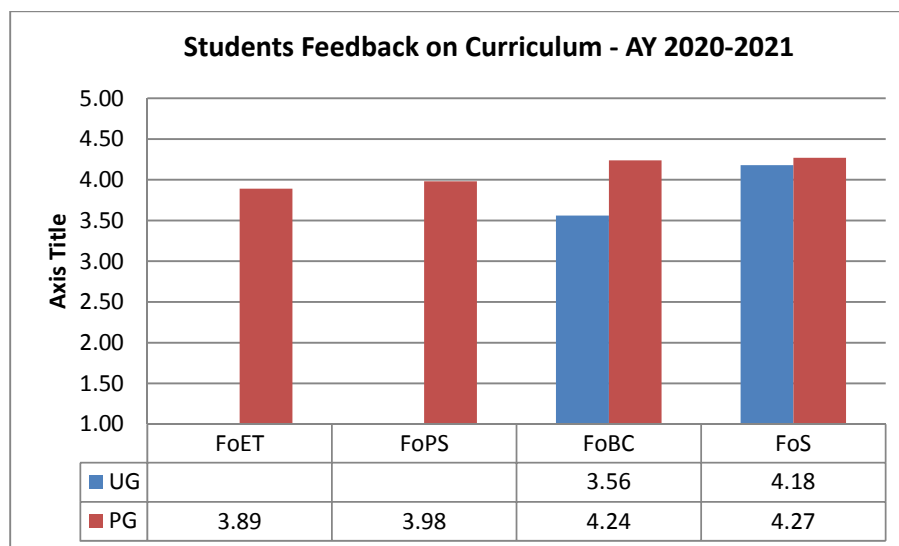
3. Students Feedback on Infrastructure, Procedural Discipline & Support Activities from Exit Batch Students (UG & PG)

For AY 2020-21 this feedback was taken from the exit batch students that include students of 3 year UG program and 2 years PG program. Average participation was of 52.18% students.



4. Students Feedback on Curriculum from Exit Batch Students (UG & PG)

For AY 2020-21 this feedback was taken from the exit batch students that include students of 3 year UG program and 2 years PG program. Average participation was of 52.18% students.



Feedback from other Stakeholders

Following table shows the details of feedback both in structured and unstructured form taken from other stakeholders namely Alumni, Employers and Academic peers covering aspects like curriculum, outputs, impacts and upcoming trends through online either through email or in Google form. The University also collects the parent's satisfaction survey form the students of program end batch.

Sr. No.	Stakeholder	Total Feedback taken during AY 2020-2021
1	Academic peers	125
2	Alumni	137
3	Employers	73
4	Parents	322




(2) Stakeholder: Teachers & Academic Peers

In AY 2020-21, the University collects feedback on curriculum from Teachers & Academic Peers during the curriculum revision process.

Total Number of Responses: 125

Sr. No.	Nature of Question	Opinions of Answer in Percentage				
		5: Excellent	4: Very Good	3: Good	2: Fair	1: Satisfactory
1.	Design of the Program syllabus and its relevance to the current needs in the market.	70.40%	20.00%	5.60%	3.20%	0.80%
2.	Balance between fundamental, applied and advance courses in the Program syllabus.	72.80%	18.40%	8.00%	0.80%	0.00%
3.	Depth and breadth of the course contents and allotted credits/instructional hours.	69.60%	20.80%	4.80%	4.00%	0.80%
4.	Relevance of electives offered to the specialization and technology advancement.	76.00%	20.00%	3.20%	0.80%	0.00%
5.	Adequacy of components like internship, project, training and interdisciplinary studies in the curriculum.	74.40%	18.40%	4.80%	2.40%	0.00%
6.	Emphasis in the curriculum on skill development and value education along with domain knowledge.	73.60%	21.60%	3.20%	1.60%	0.00%
7.	Relevance of books and learning material as per quality standards.	76.80%	16.80%	3.20%	2.40%	0.80%
8.	Support available in the curriculum for employability, higher education, and entrepreneurship skills as per student's aspiration.	70.40%	18.40%	8.00%	2.40%	0.80%
9.	Effectiveness of assessment and evaluation scheme adopted in the curriculum.	73.60%	20.00%	4.00%	2.40%	0.00%
10.	Overall balance between different components in curriculum framework related to domain knowledge, skill development and value education.	72.00%	18.40%	7.20%	2.40%	0.00%



(3) Stakeholder: Alumni

In AY 2020-21, the University collects feedback on curriculum from Alumni during the curriculum revision process.

Total Number of Responses: 137

Sr. No.	Nature of Question	Opinions of Answer in Percentage				
		5: Excellent	4: Very Good	3: Good	2: Fair	1: Satisfactory
1.	Relevance of the Program to the current needs in the market.	72.99%	19.71%	4.38%	2.19%	0.73%
2.	Quality of the Program syllabus and balance between theory and application there in.	74.45%	17.52%	3.65%	2.92%	1.46%
3.	Depth and breadth of the course contents and its ability to generate interest in the subject area.	78.10%	18.98%	1.46%	0.73%	0.73%
4.	Relevance of electives offered to the specialization and technology advancement.	79.56%	18.25%	1.46%	0.73%	0.00%
5.	Emphasis in the curriculum on skill development and value education along with domain knowledge.	76.64%	18.25%	2.92%	1.46%	0.73%
6.	Effectiveness of different teaching learning approaches adopted.	74.45%	16.06%	5.11%	3.65%	0.73%
7.	Availability and adequacy of learning recourses and infrastructure.	80.29%	18.25%	0.73%	0.73%	0.00%
8.	Pattern of assessment and transparency in evaluation system.	77.37%	14.60%	4.38%	2.92%	0.73%
9.	Support available in the curriculum for employability, higher education and entrepreneurship skills as per student's aspiration.	75.18%	13.87%	5.84%	3.65%	1.46%
10.	Overall effectiveness of curriculum in developing required competencies among students.	81.02%	14.60%	2.92%	1.46%	0.00%




(4) Stakeholder: Employer

In AY 2020-21, the University collects feedback on curriculum from Employers during the curriculum revision process.

Total Number of Responses: 73

Sr. No.	Nature of Question	Opinions of Answer in Percentage				
		5: Excellent	4: Very Good	3: Good	2: Fair	1: Satisfactory
1.	Relevance of the Program to the current needs in the market.	86.30%	9.59%	2.74%	1.37%	0.00%
2.	Quality of the Program syllabus and its relevance to market requirements and trends.	89.04%	5.48%	4.11%	1.37%	0.00%
3.	Balance between theory and application in the Program syllabus.	82.19%	15.07%	2.74%	0.00%	0.00%
4.	Depth and breadth of the course contents and its current relevance to subject area.	90.41%	5.48%	2.74%	1.37%	0.00%
5.	Relevance of electives offered to the specialization and technology advancement.	89.04%	9.59%	1.37%	0.00%	0.00%
6.	Adequacy of components like internship, project, training and interdisciplinary studies in the curriculum.	87.67%	8.22%	2.74%	1.37%	0.00%
7.	Emphasis in the curriculum on skill development along with domain knowledge.	86.30%	9.59%	4.11%	0.00%	0.00%
8.	Regular curricular and co-curricular activities related to development of communication skills and soft skills.	89.04%	6.85%	2.74%	1.37%	0.00%
9.	Components related to value education in the curriculum.	84.93%	9.59%	4.11%	1.37%	0.00%
10.	Overall effectiveness of curriculum in developing required competencies among students.	93.15%	5.48%	1.37%	0.00%	0.00%



(5) Stakeholder: Parents

In AY 2020-21, the University collects Parents feedback from the program end students.

Total Number of Responses: 322

Sr. No.	Nature of Question	Opinions of Answer in Percentage				
		5: Excellent	4: Very Good	3: Good	2: Fair	1: Satisfactory
1.	Relevance of the Program to current market needs and quality of the program syllabus. (પ્રોગ્રામની વર્તમાન જરૂરિયાત અને પ્રોગ્રામના અભ્યાસક્રમની ગુણવત્તા)	63.98%	24.84%	6.83%	3.42%	0.93%
2.	Quality of course contents and its ability to generate your ward's interest in the subject area. (વિવિધ વિષયોની ગુણવત્તા અને વિષય ક્ષેત્રમાં આપના પાલ્યની રુચિ ઉત્પન્ન કરવાની ક્ષમતા.)	65.53%	21.43%	9.63%	2.17%	1.24%
3.	Quality of teaching (શિક્ષણની ગુણવત્તા)	64.60%	18.01%	13.04%	2.80%	1.55%
4.	Quality of activities on skill development and value education along with domain knowledge.(કૌશલ્ય વિકાસ અને મૂલ્ય શિક્ષણ પરની પ્રવૃત્તિઓની ગુણવત્તા)	61.80%	23.60%	10.87%	2.48%	1.24%
5.	Training and support provided for placements and further career development. (પ્લેસમેન્ટ અને ભાવિ કારકિર્દી વિકાસ માટે સપોર્ટ)	58.39%	29.19%	7.76%	2.80%	1.86%
6.	Laboratories, library and other learning recourses available. (પ્રયોગશાળાઓ, પુસ્તકાલય અને અન્ય શીખવાની સુવિધાઓ)	68.94%	19.57%	9.94%	1.24%	0.31%
7.	Reporting of your ward's attendance and academic progress. (આપના પાલ્યની નિયમિતતા અને તેની પ્રગતિ અંગે મળતી માહિતી)	56.83%	28.88%	7.45%	4.04%	2.80%
8.	Scholarships & other welfare measures for students. (વિદ્યાર્થીઓ માટે શિષ્યવૃત્તિ અને અન્ય કલ્યાણકારી પગલાં)	67.39%	24.22%	6.21%	1.55%	0.62%
9.	Procedural convenience and overall support from staff. (વહીવટી કાર્યની સુવિધા અને સ્ટાફનો સહકાર)	63.98%	27.33%	4.97%	2.80%	0.93%
10.	Discipline and overall academic ambiance at the Campus. (કેમ્પસમાં શિસ્ત અને શૈક્ષણિક વાતાવરણ)	73.91%	18.63%	5.59%	1.55%	0.31%

